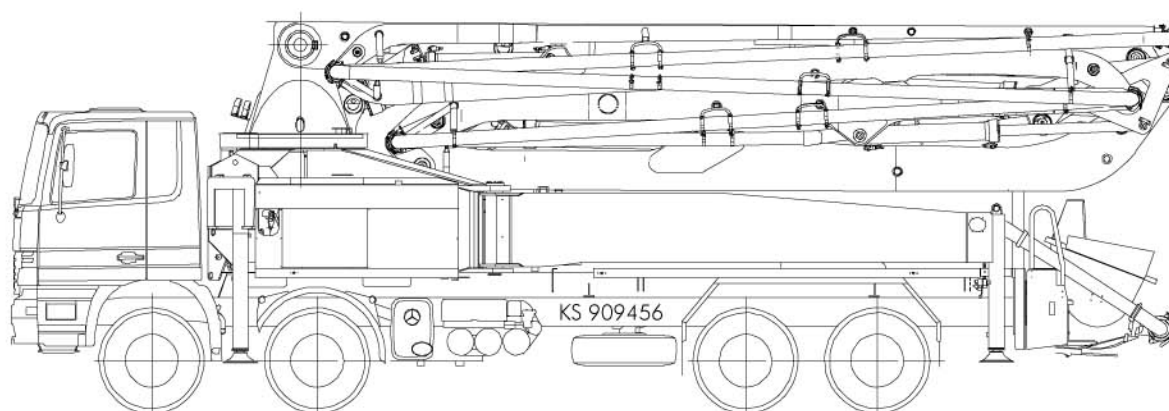
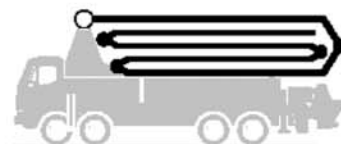


Truck-mounted concrete pump

BSF 46.16 H

Output up to 160 m³/h
Delivery pressure up to 130 bar



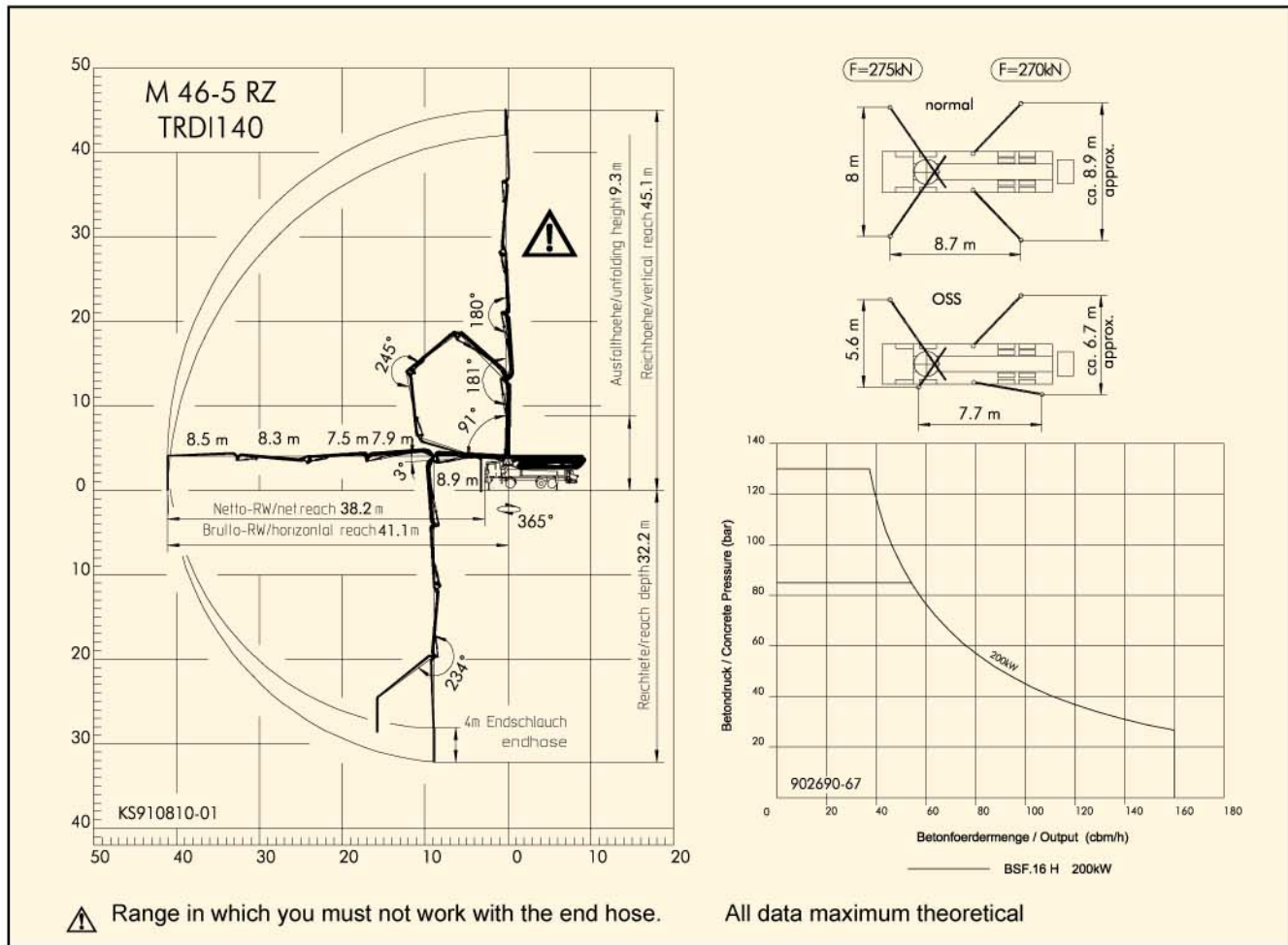
Technical Data

Boom M46-5		
Reach height	m	45.1
Horizontal reach	gross	m 41.1
	net	m 38.2
Reach depth max.	m	32.2
Unfolding height	m	9.3
End hose length	m	4
Number of arms		5
Folding system	Roll-Z-folding(RZ)	
Delivery line	DN 125/5.5	

Pump		BSF	.16 H
Rod side	Output	m ³ /h	160
	Delivery pressure	bar	85
	Strokes	1/min.	31
Piston side	Output	m ³ /h	108
	Delivery pressure	bar	130
	Strokes	1/min.	21
	Delivery cylinder	ømm	230
	Strokes	mm	2100

Delivery line boom max. 85 bar.
All data maximum theoretical.

Reach information diagram, Support, Performance diagram



• Standard version / ◦ Optional extras

- Water tank
- Delivery cylinder Ø230mm
- RS 907A hopper with S2318N transfer tube
- TUBE 2318 W/90MM SHAFT
- Support plates 4x in magazine
- MBC
- Delivery line DN 125(5.5"), 133 x 4
- End hose 4.0m, DN 125(5.5")
- G64 PTO gearbox
- Cable remote control
- Remote control cable 40m
- Tool box
- Spray hose 10m with nozzle
- Flushing water pump: 160L/min, 25 bar
- Painting: Arm assembly RAL 3020, signal red
- Painting: Pump MB 1227, chrome yellow
- Tool box integration in X-Unit
- Output regulator
- Central grease lubrication hand pump for hopper
- Rubber collar for hopper
- Protected cover for plunger cylinder
- Agitator safety switch off-electrical
- Cleaning port
- Catching basket
- Pneum. diesel spraying equipment for hopper
- Side deck (Aluminium)
- OSS one side support
- Central lubrication CP+Boom, electr.
- Radio remote control